



ProSci Incorporated
12170 Flint Place
Poway, CA 92064, USA
prosci-inc.com

P: +1 (888) 513-9525
Local: +1 (858) 513-2638
Fax: +1 (858) 513-2692

customercare@prosci-inc.com
techsupport@prosci-inc.com

TIM3 Antibody [3G7]

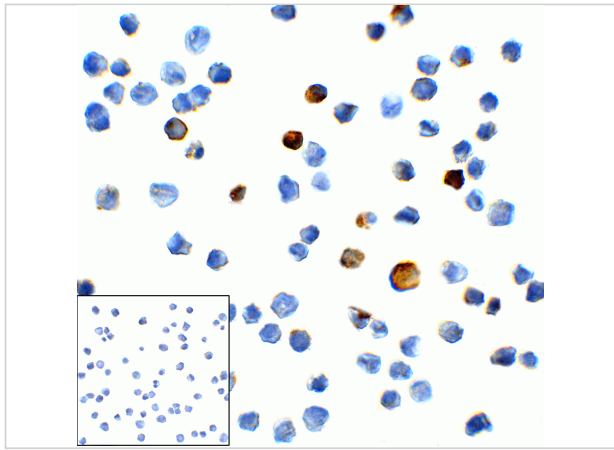
CATALOG NUMBER: RF16105

Specifications

Host Species	Mouse
Species Reactivity	Human
Immunogen	TIM-3 antibody was raised against the extracellular domain of human TIM-3
Conjugate	Unconjugated
Tested Applications	ELISA, Flow, ICC, IF, IHC-P
User Note	Optimal dilutions for each application to be determined by the researcher.

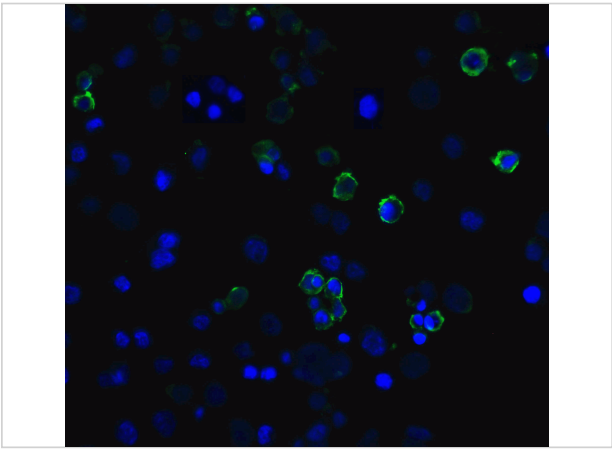
Properties

Purification	TIM-3 Antibody is supplied as protein A purified IgG1.
Clonality	Monoclonal
Isotype	IgG1,k
Physical State	Liquid
Buffer	TIM-3 Antibody is supplied in PBS containing 0.02% sodium azide and 50% glycerol.
Concentration	1 mg/mL
Storage Conditions	TIM-3 antibody can be stored at 4°C for three months and -20°C, stable for up to one year. As with all antibodies care should be taken to avoid repeated freeze thaw cycles. Antibodies should not be exposed to prolonged high temperatures.



TIM3 Antibody [3G7] 1

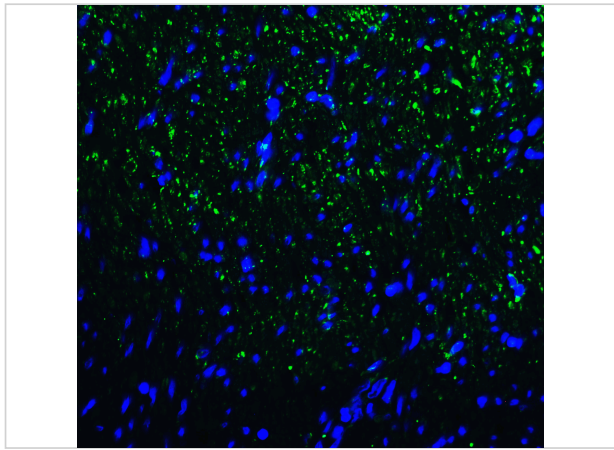
Immunocytochemistry of TIM-3 in transfected HEK293 cells with TIM-3 antibody at 1 µg/mL. Lower left: Immunocytochemistry in transfected HEK293 cells with control mouse IgG antibody at 1 µg/mL.



TIM3 Antibody [3G7] 2

Immunofluorescence of TIM-3 in transfected HEK293 cells with TIM-3 antibody at 10 µg/mL.

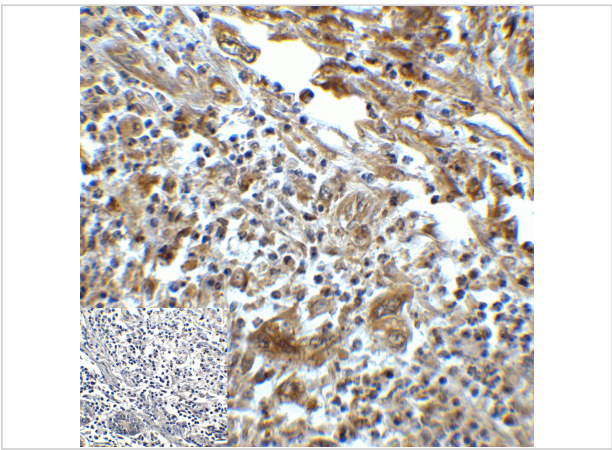
Green: TIM-3 Antibody [3G7] (RF16105)
Blue: DAPI staining



TIM3 Antibody [3G7] 3

Immunofluorescence of TIM-3 in human colon carcinoma tissue with TIM-3 antibody at 20 µg/mL.

Green: TIM-3 Antibody [3G7] (RF16105)
Blue: DAPI staining



TIM3 Antibody [3G7] 4

Immunohistochemistry of TIM-3 in human colon carcinoma tissue with TIM-3 antibody at 5 µg/mL.

Disclaimer

Disclaimer	Optimal dilutions/concentrations should be determined by the end user. The information provided is a guideline for product use. This product is for research use only.
------------	--

For research use only. For additional information, visit ProSci's [Terms and Conditions Page](#).